

ASAMBLEJA E PËRGJITHSHME

27 Prill 2021

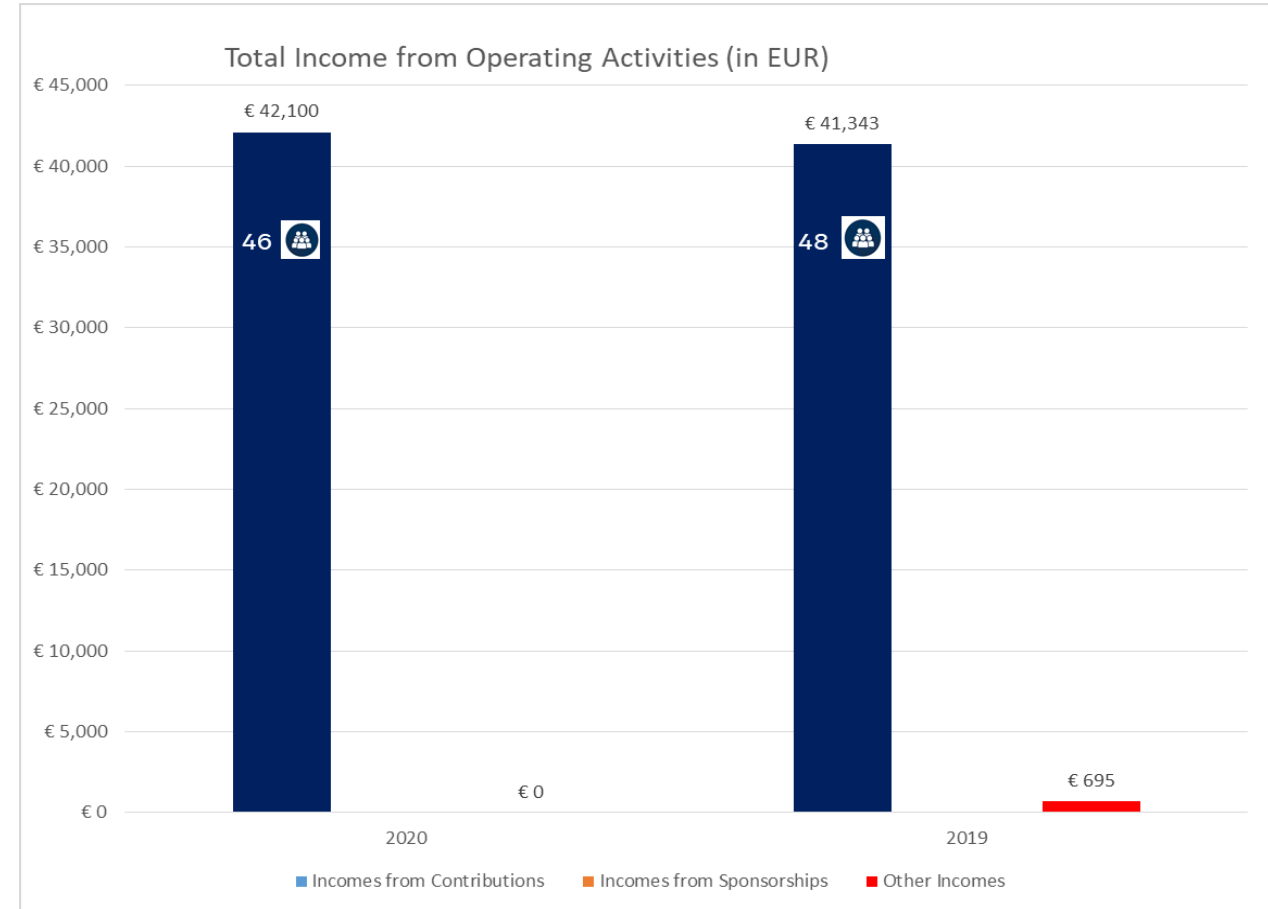
Tirana, Albania

TOTAL INCOME FROM OPERATING ACTIVITIES (IN EUR)

Total Income from Operating Activities (in EUR)

Years	2020	2019
Incomes from Contributions	€ 42,100	€ 41,343
Incomes from Sponsorships	€ -	€ -
Other Incomes	€ -	€ 695
Total income	€ 42,100	€ 42,038

During 2020 we had kept the same level of revenues from membership fees.



INCOME FROM MEMBERSHIP (IN EUR)

Income from Membership (in EUR)

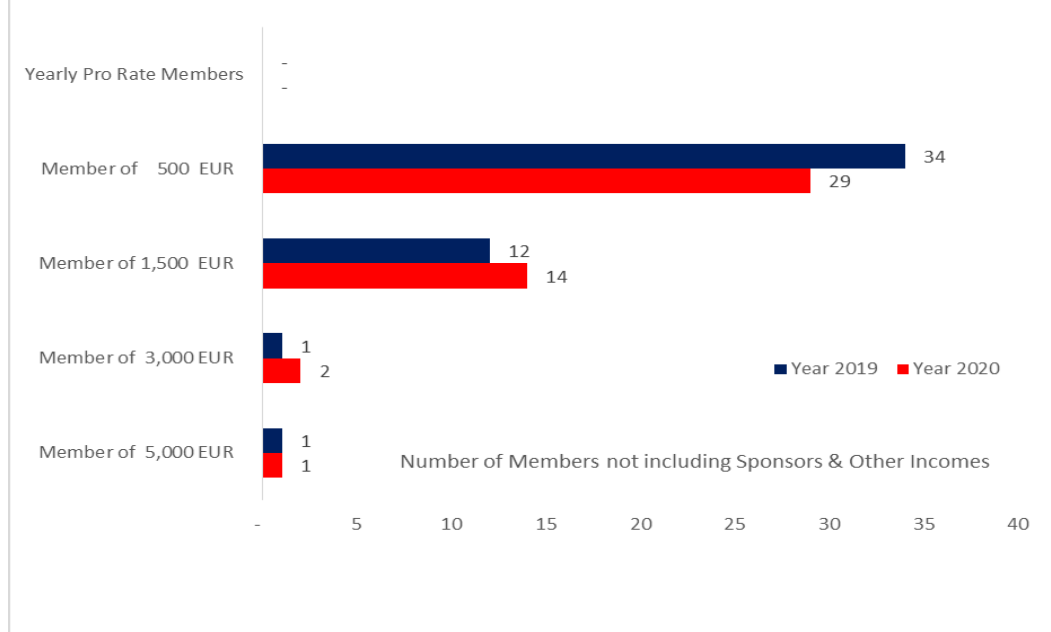
Year 2020

Year 2019

Membership Plans	Members	Fee	Total
Member of 5,000 EUR	1	€ 5,000	€ 5,000
Member of 1,000 EUR	2	€ 1,000	€ 2,000
Member of 1,500 EUR	14	€ 1,500	€ 21,000
Member of 500 EUR	-	€ 500	€ -

Membership Plans	Members	Fee	Total
Member of 5,000 EUR	1	€ 5,000	€ 5,000
Member of 1,000 EUR	1	€ 1,000	€ 1,000
Member of 1,500 EUR	12	€ 1,500	€ 18,000
Member of 500 EUR	34	€ 500	€ 17,000
Yearly Pro Rate Members	-	-	€ -

Membership No. 2020 - 2019



48 **€ 41,343**

Members as per year end 2019

Members that left during 2019

Members as per year end 2020

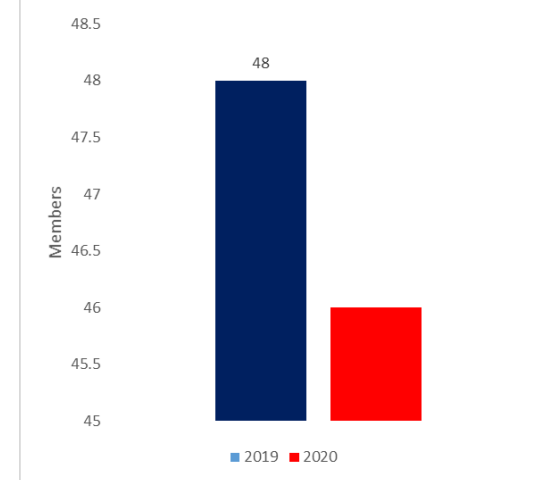
No. Anetareve

48

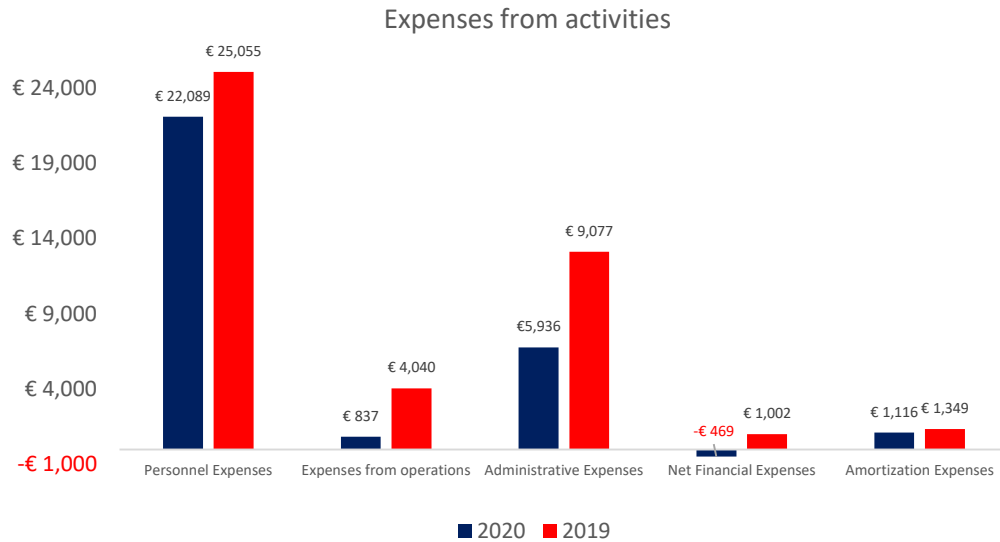
2

46

Member Turnover 2019-2020



EXPENSES FROM ACTIVITIES



Years	2020	2019
Personnel Expenses	€ 22,089	€ 25,055
Expenses from operations	€ 837	€ 4,040
Administrative Expenses	€ 5,936	€ 9,077
Net Financial Expenses	-€ 469	€ 1,002
Amortization Expenses	€ 1,116	€ 1,349
Total Expenses	€ 29,509	€ 40,523

Years	2020	% vs Tot	2019	% vs Tot	Diff	% e Diff
Personel Expenses	2,732,384	75%	3,081,798	62%	(349,414)	-11%
Expenses from operations	103,474	3%	496,968	10%	(393,494)	-79%
Administrative Expenses	734,276	20%	1,116,332	22%	(382,056)	-34%
Net Financial Expenses	(57,961)	-2%	123,127	2%	(181,088)	-147%
Amortization Expenses	138,003	4%	165,906	3%	(27,903)	-17%
Total Incomes	3,650,176		4,984,131		(1,333,955)	

Expenses are in line with the budgeted activity of the chamber and commerce

There are significant change on expenses performed during the year compared to previous year because of the Covid-19 pandemic situation.

EXCHANGE RATE IMPACT

Incomes per Currency	2020	2019	Gain From Exch Rate
Incomes from Contributions in EUR	€ 42,100	€ 41,343	
Average Factual Yearly Exchange Rate	123.7	123	
Incomes from Contributions in ALL	<u>5,207,745</u>	<u>5,170,741</u>	29,445

Cash At Banks as of 31.12.	2020	2019	Gain From Exch Rate
Balance of Cash at Banks in Euro as of 31.12.	€ 46,049	€ 33,648	
Exchange Rate as of 31.12.	123.77	121.77	
Incomes from Contributions in ALL	<u>5,699,478</u>	<u>4,097,346</u>	92,091

During 2020 the chamber had a positive financial impact due to exchange rate.

Our contribution are recived in Euro and during 2020 Euro had a significative increase versus Lek.

The total Net impact from exchange rate on our financial was 94,218 Lek.

FUND RECONCILIATION

	in LEK	in LEK
	at 31 December 2020	at 31 December 2019
Balance of funds carried forward	4,422,005	4,235,395
Funds received from membership	5,207,745	5,085,200
Funds received from sponsorship	-	-
Funds received from others	-	85,541
Funds received from CCIFA during the period	5,207,745	5,170,741
Deduct: Expenses for the period Jan-Dec 2020	(3,650,176)	(4,984,131)
Exchange rate differences	-	-
Total Expenses for 2020	(3,650,176)	(4,984,131)
Current year Balance of funds	1,557,569	186,610
TOTAL Fund Balance as on 31 December 2020	5,979,574	4,422,005
Equivalent Amount in Euro	48,339	34,317

LETS WORK TOGETHER TO INCREASE OUR CHAMBER:

- Pay Your Contribution In Time
- Commit To Bring One Friend To The Chamber



THANK YOU